


# CATS

CAPITOL AREA TIMEX/SINCLAIR  
USERS GROUP

# NEWSLETTER

\$1.00 per copy  
Please support your computer-  
JOIN CATS!



Vol. 4, No. 10  
January 1987

---

\* \* \* CONTENTS \* \* \*

Dec. Meeting.....2	Circuit Quest 2000.....5
News from Atlanta.....3	ZVOICE part 2.....6
T/S Amature Radio.....4	Using VU-CALC.....8
	Review: BUY THIS BOOK!...10

WE'RE STILL TICKING!

## RENEW!!

### PRESIDENTIAL RAMBLINGS

To get right down to business, we are updating the membership roster, and we need the correct information for phone numbers, mailing addresses, etc. Please take the time to send Mark Fisher, Ruth Fegley or myself your current status.

### DID YOU GET A QL KIT?

There will be no doubt quite a few QL kits that have been put together or will be ready to put together at the next meeting. Come early to the hardware workshop (12:00), and we can get started. I understand that the keyboards have been the biggest problem. Apparently this is due to rough handling in transit. This is easily cured, so if your QL does not respond at sign on, bring it to the workshop and let's check it out.

Since there will be about 25 QL's added to the club, we will devote some time to explaining the QL's virtues. Come with your questions and we will do our best to answer them all.

### COMPUTERFEST NEWS

Leave the first weekend in May open for the next Timex/Sinclair Computerfest. The location this year will be the Holiday Inn North in Indianapolis, Indiana. There will be a Hardware and Software swap shop, a much enlarged Vendor area, and simultaneous seminars and tutorials on various facets of computing. For more information, get in touch with Frank Davis (317) 872-9790. We'll have more information on these pages as the day draws near. Come to the meeting and get all the details early.

### GROUP BUYS?

Anyone interested in purchasing QL paraphernalia, come to the meeting BEFORE you make your purchase.

## DON'T FORGET

## December Meeting Has A Visit from St. Clive

The main business of the CATS December meeting concerned the dues situation for 1987.

The five action items discussed were:

1. Raising dues \$2 (to \$18/year) to maintain the status quo.
2. Leaving dues at \$16/year and cutting back various services.
3. Publishing a newsletter every other month.
4. Using the postal service's less expensive bulk mail service.
5. Handing out the newsletters at the monthly meetings.

After more than two hours' discussion spanning two monthly meetings, it was decided by the group to increase the annual dues to \$18 and to maintain the newsletter at its present size and frequency.


Members who pre-paid their dues prior to the December meeting will not be affected by the increase this year.

### Santa Clive Sinclair

The conclusion of the business discussion was followed by the "First Ever Clive Sinclair Holiday Gift Exchange". This enjoyable event featured members bringing their own secret Sinclair gifts to be traded anonymously using a rando numbering system. Upon opening a gift, a participant had the option of "bank-switching" with any previously opened package.

The most popular item during the bank-switching proved to be a seasoned but usable Sinclair 16-k RAM-pack, which changed hands several times.

Word has it that Santa's helpers have already begun to squirrel-away their Sinclair-related goodies in preparation for the Second Annual Clive Sinclair holiday event next year.



### Officers & Functionaries

President	Tom Bent
Vice-President	Hank Dickson
Vice-President	Harry Harrison
Treasurer	Ruth Fegley
N/L Editor	Mark Fisher
N/L Production	Sarah Fisher
	Bob Curnutt
Corresp Secy.	Mike Cohen

### Deadlines

Newsletter	Meeting
	January 10
January 26	February 14
February 23	March 14
March 23	April 11

### Contributors

Tom Bent  
Tony Brooks  
Alex Burr  
Hank Dickson  
Jim Dodrill  
Mark Fisher  
Akin Olowofoyeku  
Wilf Righter

## News From Tony

It is nine months now since I left the D.C. area to go and live in Atlanta and a year since I attended my last CATS meeting. I am pleased to be still getting the CATS newsletter, it keeps me in touch. I have finally managed to track down a small T/S user group in Atlanta thanks to "Bills Obsession", a Timex BBS run from Atlanta (Call 404-377-2550).

This text is being written using "The Last Word" from SAGA systems. I think it is the first Spectrum word processor to seriously challenge Tasword 2. The Last Word (or TLW) offers an on screen menu similar in style to the QL quill. It comes on cassette tape but is supplied with conversions for Sinclair microdrives and some popular Spectrum disc drives such as Opus, Beta, and Kempston. TLW comes configured to drive the Euroelectronics ZX LPRINT III Printer interface but it may be set to drive a variety of other popular Spectrum Printer interfaces such as TasPrint, Kempston, and Morex. TLW can display 40, 48, 64, or 80 characters per line. For this text I am using the 40 character line display. Using my TS2068 in Spectrum mode with a composite color monitor I usually use the 80 column display mode. For some reason the 80 column mode is much clearer on my screen than the 64 column mode.

The range of printer control functions is very extensive, so much so that I found them difficult to grasp at first, but eventually worth the study. TLW has a built in clock which beeps every 30 minutes to remind you to save your files. TLW also has a built in calculator which may be accessed at any time, and the results of a calculation can be inserted in the text.

To anyone looking for a good word processor, or if like me you just collect them then I can recommend The Last Word.

I think I may have written a brief note in the last year about Multiface one. If so then I can only add GET ONE NOW. It is the perfect device for backing up your tapes or transferring them to microdrive. Multiface one can back up any program with a single push of a button. I have now transferred all my software to microdrives and I can't remember the last time I used cassettes. Multiface one can also be used to save screens, COPY screens to Epson compatible printers, and put POKES into any program. It also doubles as a joystick interface and provides an extra 8k of user memory.

While mentioning microdrives I must say again that I have never understood why they are supposed to be unreliable. I have been using them for two years now and have only lost one cartridge out of over sixty. It is true that on occasion a well used program has refused to load, however even that problem has been solved by my purchase of Microdrive Doctor. This program will find and restore damaged microdrive sectors and usually make the offending program run again. Microdrive doctor will also format cartridges to about 100K or so, instead of the normal 85K. Thus it is easy to fit two 48K programs on one cartridge.

I believe many CATS members are going to buy the QL kit, and I wish all who buy the QL good luck. I recently purchased a QL and I am very pleased with it. The PSION software that comes with it is really superb and would be worth the asking price even without the computer.

Best wishes to all CATS members. Please write or call me if you want any information on getting Spectrum hardware or software from England. I assure you it is really easy to do, and is often quicker and cheaper than going through a U.S. dealer.

TONY BROOKS  
404-565-3879

2951 Pathview Lane  
Marietta  
GA 30062



## The Timex Sinclair Amateur Radio Users Group

The Timex Sinclair Amateur Radio Users Group is made up of computer users who are interested in putting their Timex or Sinclair computers to use in amateur radio operations. Organized more than four years ago, most of the members are not computer experts; but they do have a good technical background in electronics, so they quickly learn quite a lot about their computers. Most, but not all, members are licensed by the Federal Communications Commission to operate in the amateur radio service and one of the main reasons these amateurs bought their computers was to use them in their radio operating activities.

The journal of this group is called QZX. The name was patterned after some of the abbreviations for operating procedures used by amateurs and after some other magazines with which amateurs are familiar. The journal is the main benefit of membership. It is sent monthly all members. Membership costs \$12 per year (with a \$13 postage surcharge for members who live outside of the United States, Canada, and Mexico). The journal publishes complete programs and hardware projects submitted by members. The journal also publishes personal items about the members and information about operating events such as nets in which the members might be interested.

The group is a small but active collection of people who are working hard to expand the usefulness of their computers by writing programs and buying and inventing hardware additions. There are members in almost every state and in about 20 different countries.

Those who wish to join (and they need not be licensed amateurs) can do so by sending \$12 dues to Alex. F. Burr, K5XY; 2025 O'Donnell Drive; Las Cruces, NM, 88001.

## SyncWare News

The journal for technical  
applications of T/S  
computers

Will the person who, at the December meeting, walked off with my latest (Nov-Dec) copy of SyncWare News please:

- Return it at the January meeting;
- Mail it back to me (the address label is still on it); or
- Forward a check for \$3 (what it cost).

This publication was not intended to be a "freebie".

Nor was it for sale.

Its return would be appreciated.

C. H. DICKSON  
344-1068

**WE'RE STILL TICKING!**

**RENEW!!!**

**CATS 4 January**

MIKE,  
WELL ANOTHER YEAR  
HAS GONE BY AND YOUR  
PUBLICATION GETS BETTER  
EVERY ISSUE. I HAVE ENCLOSED  
\$13 FOR MY DUES FOR ANOTHER  
YEAR. KEEP UP THE GOOD WORK!

SINCERELY,  
DAN ENRICH



# Circuit Quest 2000

by Mark Fisher

The following program is a translation of a TS1000 program that I originally translated from Cavern Quest for the Commodore Pet (whew!). It's a maze game - you search through the nodes of the printed circuit for the prize (the data), and then must find your way back to the entrance port. There are no monsters or random occurrences, just a lot of choice points and limited information. With the luxury of plenty of memory, I've added a graphic plan of the maze.

Type in the listing as shown; SAVE it with GOTO 9000, and it will auto RUN upon loading.

Variables, as they appear:

x\$(12,14)	Holds object descriptions
c\$(416)	Clears upper screen
i	General counter
z	Object counter
t	Iteration counter (>300=more rooms) During play, flags possession of data
a\$(300)	Maze array (>300=less overlap of passages; but change lines 110, 550 also)
a	Position in maze; node number
d	Proposed change to "a"
l	Proposed new value for "a"
j	East-West movement value
v	North-South movement value
c	Up-Down movement value
PEEK 23689	Picks up print position on screen

You can eliminate the visual plot of the maze by removing lines 155, 215, and 271.

I'm thinking of suing Tron for plagiarism: any potential backers in this please let me know. I'm also interested in any working circuits this produces: see Computer Intelligence: Artificial or Counterfeit in this issue.

```
1 REM Circuit quest '86
2 DIM x$(12,14): DIM c$(416)
3 FOR i=1 TO 12
4 READ a$: LET x$(i)=a$
5 NEXT i
10 LET z=0: LET t=300: DIM a$(300): LET a=10: LET a$(a)="x"
28 REM *** Create Maze *****
29 PRINT "Creating Maze"
30 LET t=t-1: IF t<1 THEN GO TO 240
35 LET d=INT (RND*7): REM random value between 0 AND 6
40 IF d=2 THEN LET d=-1
50 IF d=3 THEN LET d=-10
60 IF d=4 THEN LET d=10
70 IF d=5 THEN LET d=-150
80 IF d=6 THEN LET d=150
90 IF d=0 THEN GO TO 180: REM place object
```

```
100 LET l=a+d
110 IF l>300 OR l<1 THEN GO TO 30
120 IF a$(l)>"7" THEN GO TO 30
140 LET a$(l)="1"
150 IF d=-150 THEN LET a$(l)="8": LET a$(a)="9"
155 CIRCLE 3+6*(INT (a/10)),3+6*(a-(10*INT (a/10))),2
160 IF d=150 THEN LET a$(a)="8": LET a$(l)="9"
170 LET a=l: GO TO 30
179 REM *** Place Objects *****
180 IF RND*300(150 OR a$(a)<"1" THEN GO TO 30
190 LET z=z+1
200 IF z>=12 THEN GO TO 30
210 LET a$(a)=CHR$(z+65)
215 PRINT x$(z): CIRCLE 3+6*(INT (a/10)),3+6*(a-(10*INT (a/10))),1
220 GO TO 30
230 REM *** Place Treasure ****
240 LET a$(a)=CHR$(12+65): PRINT x$(12)
245 LET a=10
249 REM *** Main Loop *****
250 PRINT AT 0,0;c$: PRINT AT 0,0;a: IF a<>10 THEN GO TO 270
260 PRINT "I-O Port"
261 IF t<>1 THEN GO TO 270
262 PRINT "$$$$ You made it! $$$$"
263 GO TO 262
269 REM *** Directions *****
270 PRINT "Conductors lead: ";
271 PLOT 3+6*(INT (a/10)),3+6*(a-(10*INT (a/10)))
275 IF a>10 THEN IF a$(a-10)<" " THEN PRINT TAB 20;"North"
280 IF a<290 THEN IF a$(a+10)<" " THEN PRINT TAB 20;"South"
290 IF a>1 THEN IF a$(a-1)<" " THEN PRINT TAB 20;"West"
300 IF a<300 THEN IF a$(a+1)<" " THEN PRINT TAB 20;"East"
310 IF a$(a)="8" THEN PRINT TAB 20;"Down"
320 IF a$(a)="9" THEN PRINT TAB 20;"Up"
329 REM *** Object sights *****
330 IF a$(a)<="9" THEN GO TO 450: REM All objects are flagged by values greater than ASCII "9"
340 PRINT "You see ";x$(CODE a$(a)-65)
350 IF a$(a)="M" THEN LET t=1: PAUSE 30: LET a$(a)=" "
440 REM *** Get direction info
450 LET j=0: LET v=j: LET r=j
460 LET j=(STICK (1,1)=8)-(STICK (1,1)=4)
470 LET v=(STICK (1,1)=2)-(STICK (1,1)=1)
480 LET r=STICK (2,1)
490 IF j+v+r=0 THEN GO TO 460
500 LET l=a+150*(a$(a)="8" AND r)-150*(a$(a)="9" AND r)+10*v+j:
REM Update position: LET l=a-(sub. c only if a$(a)="8" and clim
b has been selected,+c only if "9" AND climb,+10*v+j)
550 IF l<1 OR l>300 THEN GO TO 600
560 IF (a$(a)<"8" AND r) OR a$(l)=" " THEN GO TO 600: REM LET
l=a-( GO TO deadend sub only if a$(a)="8" and climb has been se
lected)
570 LET a=l
580 GO TO 250
600 PRINT "--No-current-path--": IF PEEK 23689=13 THEN PRINT
AT 0,0;c$;AT 0,0;
610 GO TO 450
1000 DATA "a NAND gate","an OR gate","a ROM","a blown fuse","a v
olume control","a RAM chip","a resistor","an empty socket","a fl
ip-flop","a solder pad","a LED","THE DATA !!!!!!"
9000 CLEAR : SAVE "c-quest" LINE 1
9001 SAVE "c-quest" LINE 1
```

## ZVOICE construction, Part 2

We continue from last issue with Wilf R.'s article on his one board speech synthesizer -- ZVOICE.

.....  
Listing 4 shows how a TEXT TO SPEECH program can be implemented.

A text string is scanned one word at a time, with "spaces" as separators. If the word is in the vocabulary, then the word is spoken; if not found, phonetic pronunciation of the word, or the phrase "WORD UNKNOWN" is spoken.

New words are easily added by defining them as NUMERIC VARIABLES which are then used as an INDEX into the VOCABULARY.

### SIMPLIFIED EXAMPLE:

```
B$=PHONEME DATA FOR "ZVOICE"  
B=LEN B$  
B$(B)=CHR$(CODE B$(B)+128)  
A$(END TO END+B)=B$  
ZVOICE=END  
END=END+B  
RETURN
```

A\$ is a I DIMENSION ARRAY which contains the VOCABULARY in phoneme format.

B\$ is a new string of phonemes to be added to the VOCABULARY with the last phoneme identified by adding 128 (set BIT 7).

In this example the text word "ZXVOICE" becomes the name of a numeric variable which is set to END, the pointer to the end of the VOCABULARY.

END is updated by adding the length of the new word in B\$ to END.

The advantage of this method is natural sounding speech from text, the disadvantage is memory overhead for the vocabulary.

The concept of a new PHONEME EDITOR is described here which uses cursors or a joystick to take the tedium out of composing PHONETIC WORDS.

This method would arrange the phonemes and common sound element combinations in a matrix or logical array on the screen.

The cursor movement would select an element which is provisionally added to the end of a phoneme string and is tested by voicing the whole string including the new element.

reprinted from:

ZX Appeal

Vancouver Sinclair Users Group  
see Dec. iss. for 1st part of this article

CATS 6 January

If it sounds good, it is added to the string, by pushing N/L (ENTER), and then the next element is selected and tested. Words are built up and when complete are added to the VOCABULARY.

Again the text word can be used as the numeric variable index so that the new phoneme string starts at A\$(TEXT).

In this way any word can be accessed and spoken with the simple BASIC routine:

```
RAND TEXT  
RAND USR 16514
```

These routines are just scratching the surface of a comprehensive speech synthesis package.

SO STAY TUNED FOR MORE.

Next time we connect ZVOICE to the TELEPHONE, add some AI and start a FRENCH/ENGLISH dictionary.

Where can I get ZVOICE?

I am donating copies of the software to the CLUB LIBRARY for noncommercial use by club members.

ZVOICE will be offered to club members as a kit of parts, including a PCB, for approximately \$25.00. Available in 4 to 6 weeks.

WILF R. logging off.

### ;LISTING 3

```
BUFF JR BUFF1;LOAD SPO256 DATA  
INIT JR INIT1;INIT 8255 IF ANY  
LADR JR LADR1;FIND LINE ADDR.  
BUFF1  
LD HL,(+16400);TOP OF VAR  
LD DE,05;SKIP VAR HEADER  
ADD HL,DE;NOTE BUFF2 INC  
LD DE,(+16434);ADD OFF3ET  
ADD HL,DE;IN SEED POINTER  
BUFF2 INC HL;NEXT DATA  
SBY1 IN A,27;TEST BIT 7 BUSY  
BIT 7,A;BEFORE DATA LOAD  
JR Z SBY1;REPEAT IF BUSY  
DATA LD A,(HL);GET BUFF DATA  
OUT 17,A;LOAD SPO256 DATA  
STRB XOR A; A=0  
OUT 27,A;STROBE LOW  
CPL; A=FF  
OUT 27,A;STROBE HIGH  
LAST LD A,(HL);GET BUFF DATA  
BIT 7,A;WAS IT LAST DATA?  
JR Z BUFF2;IF BIT7=0 LOOP  
RET; BYE...  
INIT1 LD A,98;PORT A,C(4-7)=IN  
OUT 37,A;PORTB,C(0-3)=OUT  
LD A,0F;DEFAULT DATA=00  
OUT 27,A;STROBE HIGH  
RET;BYE...  
LADR1 LD HL,(+16434);LINENUMBER  
CALL 908;IN SEED CONVERTS  
LD DE,5;TO ADDR. OF LINE  
ADD HL,DE;SKIP HEADER AND  
LD B,H;KEY WORD AND PASS  
LD C,L;ADDR. IN REG BC  
RET;BACK TO BASIC
```

16514	118
16515	118
16516	24
16517	4
16518	24
16519	36
16520	24
16521	43
16522	42
16523	16
16524	64
16525	17
16526	5
16527	0
16528	25
16529	237
16530	91
16531	50
16532	64
16533	25
16534	35
16535	219
16536	39
16537	203
16538	127
16539	40
16540	250
16541	126
16542	211
16543	23
16544	175
16545	211
16546	39
16547	47
16548	211
16549	39
16550	126
16551	203
16552	127
16553	40
16554	235
16555	201
16556	62
16557	152
16558	211
16559	55
16560	62
16561	15
16562	211
16563	39
16564	201
16565	42
16566	50
16567	64
16568	205
16569	216
16570	9
16571	17
16572	5
16573	0
16574	25
16575	63
16576	77
16577	201


LISTING 4

```

10 REM
3 DIM A$(255)
4 GOSUB 1000
5 LET HELLO=END
6 DIM U$(16)
7 LET END=END+LEN B$
10 REM PHONEMES ARE ASSEMBLED
IN B$ AND WHEN COMPLETE WORDS
ARE ADDED TO VOCABULARY A$
15 CLS
20 PRINT "PHONEME VOCABULARY L
ENGTH =";END
30 PRINT
40 PRINT "INPUT PHONEMES 0 TO
63"
50 PRINT " ""0"" COMPLETES PHRA
SE"
60 PRINT " ""VOC"" = EXIT TO VOC
ABULARY"
110 LET B$=""
120 INPUT A
125 IF A=VOC THEN GOTO 310
130 LET B$=B$+CHR$ A
140 PRINT A;" ";
150 IF A<>0 THEN GOTO 120
199 REM TEXTINPUT/B$ TO BUFFER
200 PRINT AT 19,0;"ENTER TEXT W
ORD(S)"
210 INPUT T$
215 PRINT T$
217 LET A$(END TO END+LEN B$)=B
$
220 RAND END
230 RAND USR 16516
235 PRINT AT 19,0;"PRESS ""R""
TO REPEAT, ""C"" TO CANCEL, N/L T
O CONTINUE"
240 INPUT C$
250 IF C$="R" THEN GOTO 220
260 IF C$="C" THEN GOTO 10
270 LET U$(17-LEN T$ TO )=T$
280 FOR N=1 TO 16
290 POKE 16586+N, CODE U$(N)
295 NEXT N
300 GOTO 5
310 CLS
320 PRINT "ENTER WORD TO BE VOI
CED". "NONEXISTING OR MISSPELLED
WORDS RESULT IN ERROR 2/360". "GO
TO VOC OR PHON TO RECOVER"
330 INPUT C$
340 IF C$="PHON" THEN GOTO PHON
350 PRINT AT 0,0;C$
360 RAND VAL C$
370 RAND USR 16516
380 GOTO 310
1000 LET END=1
1010 LET 0=123
1020 LET VOC=9999
1030 LET PHON=9999
1060 LET B$=""
2000 RETURN
9998 GOTO 310
9999 GOTO 5

```

FRANK & ERNEST BOB THAVES



©1980 BY NEA INC THAVES 3-4



# REAL USES FOR VU-CALC

by Akin Olowofoyeku

Vu-Calc is a powerful program - but its power is only apparent after you define the job it is to work on. Akin has developed the following set of formulas, allowing the spreadsheet to function as a sales journal. To make your own, LOAD an 80 column version of VU-CALC, place the cursor on each cell indicated, and enter the specified material. The first character determines whether the material is data, text, or formula. ED

Location: Instruction	Location: Instruction
a1: #f,a,1	i12: #r,h12,i12:av12
a1: "Help Page----> #g,a15	aw1: "-----
b1: "Contents ----> #g,ag15	aw2: #r,aw1,aw2:aw12
d1:"Save,#s :Load,#l :Print,#q	ax6: "TOTAL
a6: "AKO ENTERPRISES	ax8: &h8:av8
b6: "1613 DAYTON ROAD	ax10: &h10:av10
c6: "ADELPHI, MD 20783	ax12: &h12:av12
e5: "SALES	a16: "HELP PAGE
e7: "REGISTER	b16: "-----
e10: #f,10,r	c15: "1. Enter New Sale> #g,g1
e10: "JAN. (or current month)	d15: "2. Enter Data >"mc:day
e12: #f,12,r	e15: "3. Enter Invoice >"number
e12: "1986 (or current year)	f15:"4. Enter Tax Code>MD sales=1
f1: "-----	g15:"5. Enter Name<28chrs>"names
f2: #r,f1,f2:f12	h15:"6. Enter Sales Amount>amount
g1: "DATE	i15:"7. Go Calculate Net >#g,ax12
g2: "INVOICE	j15:"8. Calc. Net Proceeds>#c
g3: "CODE	k15:"9. Save Data >#s
g4: "SOLD TO	l15:"10. Load Data >#l
g8: "AMOUNT	m15:"11. Print Data >#q
g10: "TAX	n15:"12. Review >move by arrows
g12: "NET	p16:"Enter #g,g1 to return
h3: #f,3,i,1	ag16:"TABLE OF CONTENTS
h3: 0	ah16:"-----
i3: #r,h3,i3:av3	a115:"1. Invoice & Date Of Sale
h8: #f,8,\$,r	aj15:"2. Customer's Name
h8: 0	ak15:"3. Amount Of Sale
i8: #r,h8,i8:av8	al15:"4. Taxes Paid By Residents
h10: #f,10,\$,r	am15:"5. Net Payment By Customer
h10: .05#h8#h3 (MD TAX=5%)	an15:"6. Total Sales For Period
i10: #r,h10,i10:av10	a015:"7. Total Taxes For Period
h12: #f,12,\$,r	ap15:"8. Net Proceeds For Period
n12: h8-h10	ar16: "Enter #g,g1 to return

NOTE: You'll need a VU-CALC 2068 program that can print to an 80 column printer. Load the program. Then load Sales Journal, saved as "srtemp". As some people have problems entering programs and getting them to run, I've decided to make tapes available at \$6 postpaid. Make check / money order payable to the above address.



# REVIEW: THE GUIDE TO T/S TELECOMMUNICATIONS

by Steve Ishii and Paul Fischer  
P.O. BOX 2002, Tempe, AZ 85281

Do You really need it? If you are thinking of getting a MODEM, YES. If you own a MODEM, YES. If you subscribe to Compuserve, YES. If you use a BBS, YES. If you're going to buy a VAX 11/44 tomorrow, perhaps. This book is as important a work as the manual that came with your machine. Why? Read on....

Sinclair stuff attracts people like this, you know? Along with the bulk of us users, the T/S community has been blessed with a few people that have really put forth the extra effort to do a superlative job, and have made it possible for the rest of us to expand the use and utility of our machines.

There are innumerable examples of this dedication. Jack Dohaney saw a good program that was crippled by its "user friendliness" - the result (after a year) was M-Script V. Barry Carter saw a good program that was offered essentially without documentation, and wrote his manual for the Smart-Term II program. And now, Steve Ishii and Paul Fischer have condensed a year of concentrated study of bulletin boards and MODEMS into a 52 page booklet; The Guide to T/S Telecommunications.

Hmm... 52 pages, huh? Yeah - but each page is PACKED with information. That's gotten to be a cliché, but when each page's text laps within 1/8" of the edge of the page, it's the only word that describes it. Once the info is in the book, how do you get it out? In this case with clear organization, a table of contents, and a complete index.

Complaints? Yes. The Timex community is so cheap it won't support ventures of this kind, and the result here is photo-reduced pages. The end product is 97% readable, but it's a strain. If this effort received the professionally typeset, perfect-bound treatment it deserved, reading it would be a joy. Paul and Steve plan to put out a full-sized version, with 40% more information in the future. I'll be waiting.

Coverage? The authors have produced a comprehensive guide to the use of MODEMS. Comprehensive means that they have gone from detailed coverage of available bulletin boards (BBS's) with Timex focus, through comprehensive discussions of how to get around on a BBS once you're in, to a detailed look at available MODEMS and the programs that run them. Note the repeated use of words such as "detailed" "comprehensive", and "complete." This isn't an accident - there just isn't any way to show you without using 52 pages of fine type myself.

So where do I get it? The Authors have placed this information in the public domain - meaning Xerox is OK. We will be taking orders at the meeting for copies, or you can send a large SASE and \$5.00 to the above address. I would encourage you to add an extra \$5.00 as a gesture of thanks to the authors.

MF



Capitol Area Timex/Sinclair Users' Group  
P.O.Box 725  
Bladensburg, MD 20710

Name \_\_\_\_\_

Address \_\_\_\_\_

ZIP \_\_\_\_\_

Phone Home \_\_\_\_\_ Office \_\_\_\_\_

memberships - \$18.00 (family/individual); make checks payable to C.A.T.S.

If family membership, please list family members participating:

Occupation \_\_\_\_\_

Ham Radio call sign \_\_\_\_\_

Equipment

ZX 80 \_\_\_\_\_ RAM size \_\_\_\_\_

MA 80 \_\_\_\_\_ full keyboard \_\_\_\_\_

ZX 81 \_\_\_\_\_ Printer \_\_\_\_\_

ES 1000 \_\_\_\_\_ type \_\_\_\_\_

ES 2000 \_\_\_\_\_ other interface \_\_\_\_\_

special interest use for computer: ie, games, ham radio interface,  
business, other, etc. \_\_\_\_\_

Languages: Basic \_\_\_\_\_ Other \_\_\_\_\_

Machine \_\_\_\_\_

No. of years computer experience \_\_\_\_\_

What committees would you like to serve on? \_\_\_\_\_

Comments: Where did you hear of C.A.T.S.?

Do not write below:

Dt. Pd. \_\_\_\_\_ Amt. \_\_\_\_\_ Membership No. \_\_\_\_\_

Ca. \_\_\_\_\_ Ck. \_\_\_\_\_

**CLUB INFORMATION**

The Capitol Area Timex/Sinclair User's Group (CATS) is a non-profit special interest organization dedicated to serving the interests on those who own, use or are interested in learning more about the Timex/Sinclair family of personal computers.

The official contact person for CATS is TOM BENT: (301) 730-7187

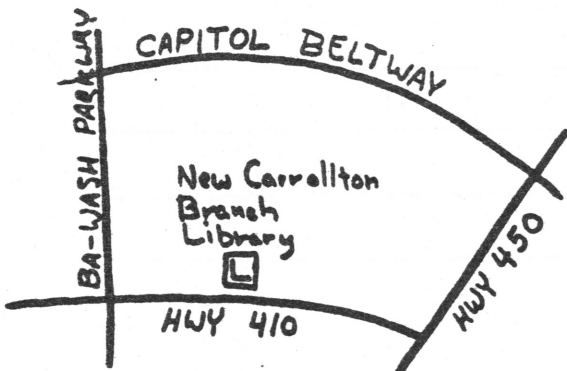
Monthly meetings are held from 12:00 to 5:00, at the second Saturday of each month in the large meeting room of the New Carrollton Branch Public Library.

**Network Information**

Timex SIG on CompuServe: Wednesday night, 10:00 PM Eastern time (Go Club)  
 QZX BBS: (505) 522-7081 FIDO net 15, node 6  
 -- East coast: (703) 547-4815 FIDO net 18, node 9



CATS Newsletter  
 P.O. Box 725  
 Bladensburg MD 20710



**COME TO OUR MEETING!**

The next meeting of C.A.T.S. will be held on:

Saturday, January 18, 1988: 12:00 PM Hardware meeting  
 2:00 PM General meeting

At: New Carrollton Public Library  
 7414 Riverdale Road (Hwy 410), New Carrollton, MD

IF YOU ARE NOT A MEMBER OF CATS, THIS IS THE ONLY ISSUE YOU WILL RECIEVE

Dues = \$16.00 per year, per family.

**First Class**